



Eucharist I

Lesson Plans for February 11, 2012 - March 31, 2012

February 11- February 17

Chapter 19 We Celebrate God's Forgiveness

February 18 - February 24

Chapter 20 Lent

February 25 - March 16

Make up missed chapters 16 -18

(see Lesson plan packet from EUCH I Jan. 21st meeting that was cancelled due to snow)


March 17 - March 23

Chapter 21 The Three Days

March 24 - March 30

Chapter 22 Jesus Gives Us the Eucharist

Lent begins on Ash Wednesday - February 22, 2012



Consult the parish bulletin or the parish website at stpatrickbayshore.org (click on weekly bulletin) for times of Ash Wednesday masses and services.

OUR FINAL EUCHARIST I MEETING IS MARCH 31, 2012 @ 10:15 am in the MPH. Please bring and help your child follow along in the children's missal at the Eucharist I teaching Mass and at Mass each Sunday. Please note that this is our last meeting of the year. Since we were unable to collect non perishable items due to our January class that was cancelled to due inclement weather, we will be collecting non-perishable food items for The Hospitality Center at this meeting.

As Catholics we are called to a life of Stewardship. Cultivate a sensitivity and responsiveness to our brothers and sisters in need. Talk with your child about the importance of giving thanks for what you have and sharing with those in need. There will be baskets in front of the altar. Before you check in your child to his/her assigned group place your non-perishable food donation in the baskets located in front of the altar. Model for and encourage your child to bow before the altar to show reverence and respect. Thanks in advance for your generosity!

"Tell them to do good, be rich in good works, to be generous, ready to share." 1 Timothy 6:18

Chapter 19 - We Celebrate God's Forgiveness - pages 163 - 170 (2/11/12- 2/17/12)

Goal: to present Jesus' teaching about God's forgiveness and to explain the Sacrament of Reconciliation

Our Faith Response: to identify ways of forgiving others

Penance and Reconciliation: the sacrament in which we receive and celebrate God's forgiveness

Explain to your child that Jesus told us stories about God's love and forgiveness. Read the story about the father and his son on page 164. Invite your child to think about how he/she would feel if they were the father in the story. How they would they feel if they were the son? Emphasize the reasons that Jesus told this story:

Jesus wanted to teach us:

-God always loves us.

-God is like the forgiving father in the story.

Jesus gave us a way to ask God for forgiveness. It is the Sacrament of Penance and Reconciliation. In this sacrament we celebrate God's forgiveness. Tell your child that she/he will receive this sacrament for the first time next year before his/her First Holy Communion. Talk about ways we can tell God we are sorry. Also remind your child that Jesus forgave others and he wants us to forgive others too. As a family, make a commitment to thank God often for his forgiveness. Show thanks by asking one another for forgiveness and by forgiving when asked.


Pray together words from the Lord's Prayer:

Forgive us our trespasses as we forgive those who trespass against us.

Chapter 19 Project Disciple: pages 168-169 complete the activities

Chapter 19 Test - p. 170 Read each question and ask your child to mark an answer. Review and discuss his/her answers and clarify any misconceptions. Celebrate your child's effort in learning and living out our Catholic faith!





Chapter 20 - Lent - pages 171 - 176 (2/18/12 - 2/24/12)

Lent begins on Ash Wednesday. This year **Ash Wednesday is Feb. 22nd**. Consult parish bulletin for times of masses and services.

Take your child to church to receive ashes. Lent is a season of preparation for the celebration of Easter, the greatest feast of the Church. During Lent the Church gets ready to celebrate Jesus' death & resurrection. Lent begins on Ash Wednesday and ends with the Evening Mass of the Lord's Supper on Holy Thursday.

Goal: to present Lent as the special time when the Church gets ready to celebrate Jesus' Death and Resurrection

Our Faith Response: to know that thinking about Jesus and praying help us to grow as friends of Jesus.

Say the prayer: **"Jesus, help me to grow closer to You. Amen."**

- During Lent we pray, fast and give alms to those in need. Lent is a time to grow closer to Jesus. Explain to your child that during Lent we make quiet time to think about how much our friend Jesus loves us. Point out that talking to Jesus through prayer can help us find ways to become better friends with Him. Discuss other ways, in addition to prayer, that we can deepen our friendship with Jesus during Lent. Explain that many people "give up" special items. This tradition began as a way to save money; the money saved by going without something was then given as alms (money) to help the poor and hungry.
- As a family, choose to do one prayerful practice (for example, add an Our Father to your mealtime prayers or pray the Rosary after dinner), one "giving up" practice and one almsgiving practice (decide together to give to a charity or someone in need.)

Chapter 20 Project Disciple: Complete the activities on page 176.

Special Activity: Each time you do something to grow closer to Jesus during Lent, color one of the spaces on the cross on page 174.

"Try to learn what is pleasing to the Lord."

Ephesians 5:10



Chapter 16 - We Celebrate the Sacraments - Pages 139 - 146 (2/25/12 -3/2/12)

Goal: to explain that Jesus gave us Seven Sacraments, which are signs of God's love.

Our Faith Response: to recognize the sacraments as signs of God's love.

Read Pages 139 - 143 with your child or family.

Explain that God gives us special signs so we know He is with us. Just as Jesus celebrated God's love in His life, we too, celebrate God's love. Jesus gave us special signs of God's love. We call these special signs of God's life and love, the sacraments. We celebrate the sacraments with our parish family. Jesus is with us in a special way when we celebrate the sacraments. The sacraments are the special signs that God is always with us. Through the sacraments we share in God's life and love. One way members of the Church can be strengthened in their faith in God is through the sacraments.

Talk about your child's baptism. Help your child make a personal connection by looking at pictures from your child's baptism, baptismal candle and his/her Baptismal Certificate.

On pages 142- 143 look at and discuss the pictures of the 7 sacraments. Focus on each photo, name the sacrament and discuss with your child:

- In **Baptism** we receive God's life and love and become members of the Church.
- In the **Eucharist** we receive Jesus Christ himself.
- In **Penance** and **Reconciliation** we tell God we are sorry. We receive God's forgiveness,
- In **Confirmation** God's life and love within us is made stronger.
- In **Holy Orders** a man is made a priest.
- In **Matrimony** a man and woman become husband and wife.
- **Anointing of the Sick** is for people who are sick.

Chapter 16 Project Disciple- pages 144 and 145. Complete the activities.

Chapter 16 Test - P.146 Read each question and ask your child to mark an answer. Review and discuss his/her answers and clarify any questions. Praise your child's effort in learning and living out our Catholic Faith.

Sacraments are effective signs given to us by Jesus Christ through which we share in God's life. "The seven sacraments touch all the stages and all the important moments of Christian life; they give birth and increase, healing and mission to the Christian's life of faith. There is thus a certain resemblance between the stages of natural life and the stages of the spiritual life." (*Catechism of the Catholic Church, 1210*)



"I will walk in the light of Christ."

Chapter 17 - **The Church Welcomes New Members** - Pages 147 - 154 (3/3/12 - 3/9/12)

Goal: to highlight that we receive God's life at Baptism when we become joined to Jesus and one another.

Our Faith Response: to help one another live as baptized followers of Jesus

For this lesson, you may want to start by lighting a candle. If your child's baptismal candle is accessible, you may wish to use it.

Prayer - note the candle in this chapter. On it is a simple statement, "I will walk in the light of Christ." This is one of the meanings of Baptism. We are enlightened. We need no longer walk in the darkness. This prayer can be a simple prayer for your family to pray all week as you face your everyday tasks, needs, joys and struggles. Whatever the situation, "I (we) will walk in the light of Christ."

Read pages 147 - 151 with your child or family.

Explain to your child that he/she has already received at least one sacrament, the Sacrament of Baptism. The day was special because it was the day they became a child of God and a member of our Church. Once again help your child to personally connect to the Sacrament of Baptism by sharing memories from your child's Baptism - photos, the outfit worn, godparents, how he/she behaved during the ceremony, etc. Show them the baptismal candle and the alba (white garment) they were given on that special day. Explain that after a baby is baptized, a candle is lit to remind us that God's life and love shine in us. We must keep this light shining brightly by helping one another to live as Jesus taught us.

Emphasize the following points:

-In Baptism we become children of God and members of the Church. -

-In Baptism we are joined to Jesus and one another. -

Baptism is the first sacrament we receive. We celebrate Baptism with our parish family.

-Water is an important sign of Baptism. Water is a sign of the life God gives us.

-Grace is God's life in us. Grace helps us to grow as God's children. Together thank God for the gift of grace.

Chapter 17 Project Disciple- pages 152 and 153. Complete the activities.

Chapter 17 Test - p.154 Read each question and ask your child to mark an answer. Review and discuss his/her answers and clarify any questions. Praise your child's effort in learning and living out our Catholic Faith.

Special Activity: After Mass on Sunday, show your child the Baptismal font and the Paschal candle. The Paschal candle lights each child's candle at Baptism to remind us to walk in the light of Christ and to keep God's love burning brightly in our hearts. Explain how he/she was held over the Baptismal font while being blessed with water three times, "In the name of the Father, and of the Son, and of the Holy Spirit".

Recall your child's baptism by discussing the way the Church celebrates Baptism with special words and actions. Encourage your child to call or visit with his godparents and tell them what he/she is learning about Jesus and the sacraments.



Chapter 18 - **We are Followers of Jesus** - Pages 155 - 162 (3/10/12- 3/16/12)

Goal: to learn that Jesus called himself the Light of the World and that we live in the light of Christ.

Our Faith Response: to share the light and peace of Christ with others.


Prayer: Light a candle and pray together, Jesus, may we always walk in your light.

Explain to your child that Jesus called himself the Light of the World and that we live in the light of Christ. As followers of Christ, our words and actions are meant to give witness to the one light of the world, Jesus Christ. One important way we become light for the world is as peacemakers. We all face choices to either bring about peace or to do nothing or cause conflict. Baptism and the other sacraments give us the strength to choose love and peace.

Chapter 18 Project Disciple - p. 160-161 on the candle write 3 ways that you can share the light of Christ.

Chapter 18 Test - p. 162 Read each question and ask your child to mark an answer. Review and discuss his/her answers and clarify any questions. Praise your child's effort in learning and living out our Catholic Faith.

Special Activities: In this chapter your child learned that God wants us to make loving choices. This is one of the most difficult things we do. It takes practice. Discuss with you family what loving choices members might choose to make during the coming week. Share ideas about one way each member could help the others in a specific way.



One day Jesus was talking to a crowd. He said to them, "I am the light of the world. Whoever follows me will not walk in darkness but will have the light of life." The Gospel of John 8:12



Chapter 21 - The Three Days - Pages 177 - 182 (3/17/12 - 3/23/12)

Goal: to present the Church's celebration of the Three Days

Our Faith Response: to celebrate in prayer and song Jesus' dying and rising to new life

Pray: Jesus. We believe in you. We thank you for your love. Through your cross you brought joy to the world.

The Three Days is the Church's celebration of the Triduum. It begins on Holy Thursday and ends on Easter Sunday Evening. We celebrate Jesus' dying and rising to new life. Each celebration, from the Mass of the Lord's Supper on Holy Thursday to the Evening Prayer on Easter Sunday, is part of the celebration of the Paschal Mystery - Christ's passion, death and Resurrection from the dead.

Help your child make the Three Days Mobile. Explain the symbolism of each picture:

1. The bread and grapes remind us of the Last Supper, which we remember in a special way on Holy Thursday.
2. On Good Friday we pray the Stations of the Cross. The cross reminds us of Jesus' dying and rising to new life.
3. At the beginning of the Easter Vigil, the Church celebrates the Service of Light. We also remember our Baptism in a special way - thus the candle and water.

Special Activities:

Cut strips of paper. On each strip have your child put a name of someone your child would like to pray for during Lent. Each day, have your child pick a name and pray quietly for that person.

Pray the **Stations of the Cross** with your child. During Lent you can pray the Stations of the Cross on Wednesdays following the 12:10 pm Mass and on Fridays @ 8pm in the Church or take your child to a weekday mass. Monday - Friday mass is celebrated @ 6:30 am and 8:00 am. In addition Mass is celebrated at 12:10 pm on Wednesdays.

Give your child the Unit 3 Assessment (pgs.183-184). Discuss areas where your child excelled and where he/she needs more review.



Chapter 22 - Jesus Gives Us the Eucharist - pages 187 - 194 (3/24/12 - 3/30/12)

Goal: to present the connection between the Last Supper and the Eucharist and to describe what we do at Mass

Our Faith Response: to identify ways we take part in the celebration of Mass

Eucharist: the sacrament of the Body and Blood of Jesus Christ. In this sacrament, the bread and wine become the Body and Blood of Jesus Christ. The word *eucharist* means "to give thanks." At the celebration of the Eucharist, we thank God for his many gifts. We thank Jesus for all he has done for us.

Explain that in the Bible we read about different times Jesus shared meals with his followers and friends. Before Jesus died on the cross he ate and celebrated a special meal with his disciples. Direct your child to look at the pictures on page 188 and 189 as you read the passage from the Gospel of Matthew 26: 26-28. Highlight that we call the meal Jesus shared that night the Last Supper. Emphasize that the Last Supper was a special meal because Jesus gave us the gift of himself. Jesus told his followers to remember his words and actions - Jesus said, "do this in memory of me." We celebrate what Jesus said and did at the Last Supper at Mass.

The **Mass** is another name for the celebration for the Eucharist. Emphasize to your child that Jesus is with us in a special way at Mass He is with us when ...

- we gather together
- we listen to God's word
- we remember when Jesus said and did at the Last Supper
- we share his Body and Blood

Remind your child that Jesus is always with them when they are sleeping, eating, and playing.

This Chapter teaches that the word *eucharist* means "**to give thanks.**" Keeping this word in mind may be a good way to prepare your family for the Sunday (or Saturday night) **Eucharist**. While getting ready for or on the way to church, discuss people and things your family is thankful for. Come to the Eucharist with grateful hearts!

Chapter 22 Project Disciple: pgs 192-193 - complete the When is Jesus with you checklist.

Chapter 22 Test: p. 194 - Read each question and ask your child to mark an answer. Review and discuss his/her answers and clarify any misconceptions. Celebrate your child's effort in learning and living out our Catholic faith!